



# 2017 Architect Binder

## Commercial

ABOUT US / 02

THE COMPLETE ARCADIA SYSTEM IN ITS SIMPLEST FORM / 10

BASIC COMPONENTS / 10

BASIC COMPONENTS \*POST \*POST BASES & BRACKET / 12

BASIC COMPONENTS \*BEAMS & CONNECTIORS / 14

BASIC COMPONENTS \*GUTTERS / 16

BASIC COMPONENTS \*LOUVER \*PIVOT & TRACK BAR / 18

BASIC COMPONENTS \* ADDITIONAL HARDWARE / 20

BASIC COMPONENTS \*OPERATION OPTIONS / 20

ACCESSORIES / 22

LIGHTING AND FANS / 24

CORBELS / 24

CORNICE TRIM / 24

MOTOR CONTROL SENSORS, SMART PHONE APP / 26

COLOR OPTIONS / 28

MATERIAL & PROTECTIVE COATING / 32

HOW IT ALL FITS TOGETHER / 34

POST BRACKET TO FOOTER \* POST TO POST BRACKET / 40

POST EMBEDDED INTO FOOTER / 42

PERIMETER BEAMS TO POST / 44

PERIMETER BEAM CORNER / 46

PERIMETER BEAM TO INTERIOR BEAM & PERIMETER BEAM / 48

TO DBL INTERIOR BEAM / 48

BEAM TO GUTTER / CORNER / 50

BEAM TO GUTTER / PASS THROUGH / 52

CAN LIGHT TRACK / 54

FAN BEAM / 56

PIVOT LOUVERS / 58

CORBELS / 60

PERIMETER BEAM TO HOST STRUCTURE \*WOODEN BEAM\* / 62



PERIMETER BEAM TO HOST STRUCTURE \*BRICK WALL\* / 64

PERIMETER BEAM TO HOST STRUCTURE \*FASCIA\* / 66

PERIMETER BEAM TO HOST STRUCTURE \*ROOF\* / 68



We specialize in bringing the indoors out and changing the way people live through design and innovation.



## INNOVATORS OF THE MODERN-DAY LOUVERED ROOF

"WE SPECIALIZE IN BRINGING THE INDOORS OUT AND CHANGING THE WAY PEOPLE LIVE THROUGH DESIGN AND INNOVATION EVERYDAY"

Arcadia Louvered Roofs, Inc. was founded in 2011 by CEO and Chief Product Architect, Scott Selzer. As a former middle school teacher with a part-time remodeling company, Scott specialized in building decks, pergolas, basements and other home improvements projects. Inspired by his students to follow his dream to become a full-time entrepreneur, Scott started Adjustable Patio Covers, a company specializing in outdoor spaces.

With a large demand for patio covers that would allow shelter from inclement weather conditions while receiving maximum airflow, Scott began distributing Louvered Roofs, an adjustable cover originating from Australia. As the first company to bring this product to the east coast, popularity grew around the louvered roofs and Scott quickly found ways to re-design, innovate and patent a higher quality version of the product to provide to his local customer base. The Arcadia System.

Engineered and designed to withstand all types of weather conditions from heavy snow to high winds, this one-of-a-kind luxury louvered roof was established in 2011 and has been one of the fastest growing privately held companies in the United States. This growth led us to move into a new state-of-the-art manufacturing facility and corporate headquarters in North Georgia. We opened our Southern California office and manufacturing facility this past year and we are currently underway with expansion plans, moving into a larger West Coast manufacturing facility in Nevada as well as plans for new locations coming to Florida and Canada. Our goal is to better serve our continuously growing network and provide the highest quality in products and customer service.

In addition to being a smart louvered roof manufacturer, we also specialize in technology and design with a focus on architectural innovation. Our 'smart roofs' continue to evolve and provide an adjustable atmosphere for your outdoor living needs. We strive to continue updating our products and really changing the way people enjoy the great outdoors throughout the entire year.

### GROWTH

As with any company or product, the proof is in the pudding, and Arcadia is no different. We have experienced incredible growth as people discover what a louvered roof is, and how the Arcadia system can change their lifestyle. We often see jaws drop when they see an Arcadia system for the first time. We were recently awarded a spot on the Inc 5000 fastest growing companies.

### MISSION

We want to help homeowners enjoy their corner of the world and businesses profit from the addition of dependable spaces for their customers, while still allowing them to enjoy the outdoors. Arcadia strives to help Architects and Designers create amazing natural spaces and Dealers and Builders the ability to provide something their customers will love.



# Designed, Fabricated & Assembled by American Craftsmen

## TO YOUR EXACT SPECIFICATIONS

Arcadia luxury systems are manufactured entirely in the U.S. by American workers who take great pride in what they do. Our team of people really care and are passionate about building the best system made — and that dedication shows in the beauty and quality of all our products.

Each Arcadia system is engineered to exceed all standards and expectations. They're designed to meet Florida's stringent hurricane codes, as well as withstand heavy snow loads in the cold of winter. Plus, each Arcadia system is fabricated and powder coated to order, made to exact specifications, which makes for a better fit and finish and a cleaner looking system.

Ideal for any outdoor living areas, such as patios, decks, lanais, verandas, entryways, courtyards, outdoor kitchens, swimming pools and spas. It's a perfect enhancement for patron comfort at Country clubs, restaurants, hotels, resorts, theme parks and sports venues. Select from a variety of available colors, materials and finishes to complement any architectural style and conform to your aesthetics.



Learn more about our craftsmanship  
at [ArcadiaBP.com](http://ArcadiaBP.com)



# Pivot

The original Arcadia system has been improved and perfected since its inception in 2011. Its award-winning pivot design gives a full 170° range of motion to provide a cool oasis, regardless of the sun's position. Now available with Arcadia's iLouver™ technology, the Pivot can intuitively control the effects of the weather to enhance your outdoor lifestyle.



## CLOSED

When closed, the patented louver design interlocks, providing a solid shelter from rain. Water is pitched into the system's 360° integrated gutter.



## ANGLED IN

Shaded space provides protection from the harmful effects of the sun. The Pivot provides SPF protection and allows you to spend more time outdoors without added sun exposure.



## OPENED

Allow maximum light into your space with the louvers fully opened. Minimizes resistance and uplift in high winds.



## ANGLED OUT

Angled louvers provide cool shade and air flow without blocking your blue sky view.

Pivot to create shade or shelter from the elements.



THE AWARD-WINNING PIVOT DESIGN IS CHANGING HOW WE LIVE OUTDOORS, WITH A FULL 170° RANGE OF MOTION.



Basic Components

# The Complete Arcadia System In Its Simplest Form

## THE CONCEPT

The louvers open to allow sunlight in, and close to provide shade and shelter. Water is directed from the louvers to gutters, and down through downspouts either independent or incorporated into columns. While it seems simple, there are a lot of pieces that have to come together seamlessly to make it all work perfectly. In this section, you can see a complete Arcadia system in its simplest form, with the basic components or building blocks that make it work.

## BASIC COMPONENTS

- 1 Post \*Post Bases & Bracket
- 2 Beams & Connectors
- 3 Gutters
- 4 Louver \*Pivot & track bar
- 5 Additional Hardware
- 6 Operation Options




# Basic Components

/ POST / POST BASES & BRACKET




## POST

- A Column 4" x 4" x .125"  
Column 4" x 4" x .250"
- B Column 6" x 6" x .125"  
Column 6" x 6" x .250"
- C Column 8" x 8" x .250"




## POST BASES & BRACKET

- D Post Bracket 4" x 4"
- E Post Bracket 6" x 6"
- F Post Bracket 8" x 8"
- G Post Base Bracket 6" x 6" and 8" x 8"



# Basic Components

/ BEAMS / CONNECTORS



## BEAMS

STANDARD SIZE

**H** 2' x 8' x .125"

**I** 2' x 10' x .125"



ADDITIONAL BEAM SIZES AVAILABLE

**J** 6' x 10'

**K** 4' x 10'

**L** 6' x 8'

**M** 4' x 8'



## CONNECTORS

BEAM TO POST CONNECTOR:



**N** Post Bracket 8' x 8'

**O** Post Bracket 4' x 4'

**P** Post Bracket 6' x 6'

**Q** Beam Corner Connector


**R** U-Channel Connector



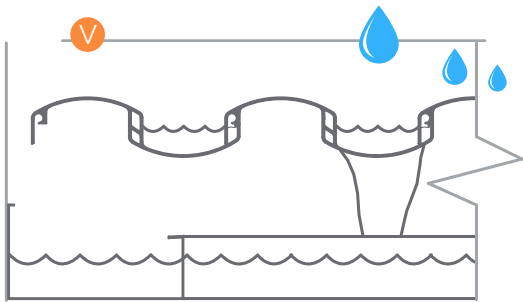


GUTTERS

- S Corner Gutter
- T Pass Through Gutter
- U Gutter (Standard)
- V Gutter (Commercial)



Commercial Gutter has three (3) times greater rain water capacity than Arcadia's existing industry leading Standard Gutter




The unique louver profile allows the louvers to interlock, creating the largest rain channels in the industry. Thus, allowing for more water to flow freely into our 360 degree integrated gutter system. Arcadia's patented Pass Through Gutter technology allows for rain water to pass from one independent zone to the next allowing for superior drainage performance.

# Basic Components

/ LOUVER / PIVOT & TRACK BAR / MOTOR



- W Louver
- X Pivot Pin
- Y Track Pin
- 1 Track Bar
- 2 Cap Bar
- 3 Pivot Bar
- 4 Motor



## MOTOR SPECIFICATIONS

TECHNICAL SPECIFICATIONS		2000N
VOLTAGE		
Input voltage	[VDC]	12
LOAD		
Static load (Fx), maximum	[N]	2000 (450 lbs)
Dynamic load (Fx), maximum	[N]	2000 (450 lbs)
STROKE		
Stroke lengths, standard	[cm]	custom
CURRENT		
Current consumption, rated load	[A]	4.5 / 2.2
Current consumption, stall/in-rush	[A]	14 / 8.0
GENERAL DATA		
Speed, no load	[mm/s]	5.8 (.23"/s)
Speed, rated load	[mm/s]	4.0 (.16"/s)
Operating temperature limits	[°C]	-25 to +75 (-13F to 167F)
Duty cycle, maximum	[%]	10
Life, average	[cycles]	10000
Sound level	[dBa]	< 45
Lead screw type		acme
Protection class		IP67
Certificates		CE (EN60601-I) UL (UL60601-I)


# Basic Components

/ ADDITIONAL HARDWARE / OPERATION OPTIONS


- 3 Roof Mount Bracket
- 4 Tex Screws
- 5 Bolts
- 6 Concrete anchors



- 7 Fasteners
- 8 Drive bracket
- 9 Aluminum front adapter
- 10 Stainless steel extension tube
- 11 Aluminum cover tube
- 12 Extension tube sealing ensuring IP67



- 13 RF (Radio Frequency) Remote
- 14 High quality DC motor:  
-Ultra sonically welded plastic cover  
-Quiet, reliable, self locking acme screw  
-Low noise lubricated for life gear
- 15 Motor mount  
Custom Arcadia Bracket  
for easy instalation



Accessories

ACCESSORIES:

# Lighting & Fans, Corbels, Cornice Trim

## LIGHTING & FANS

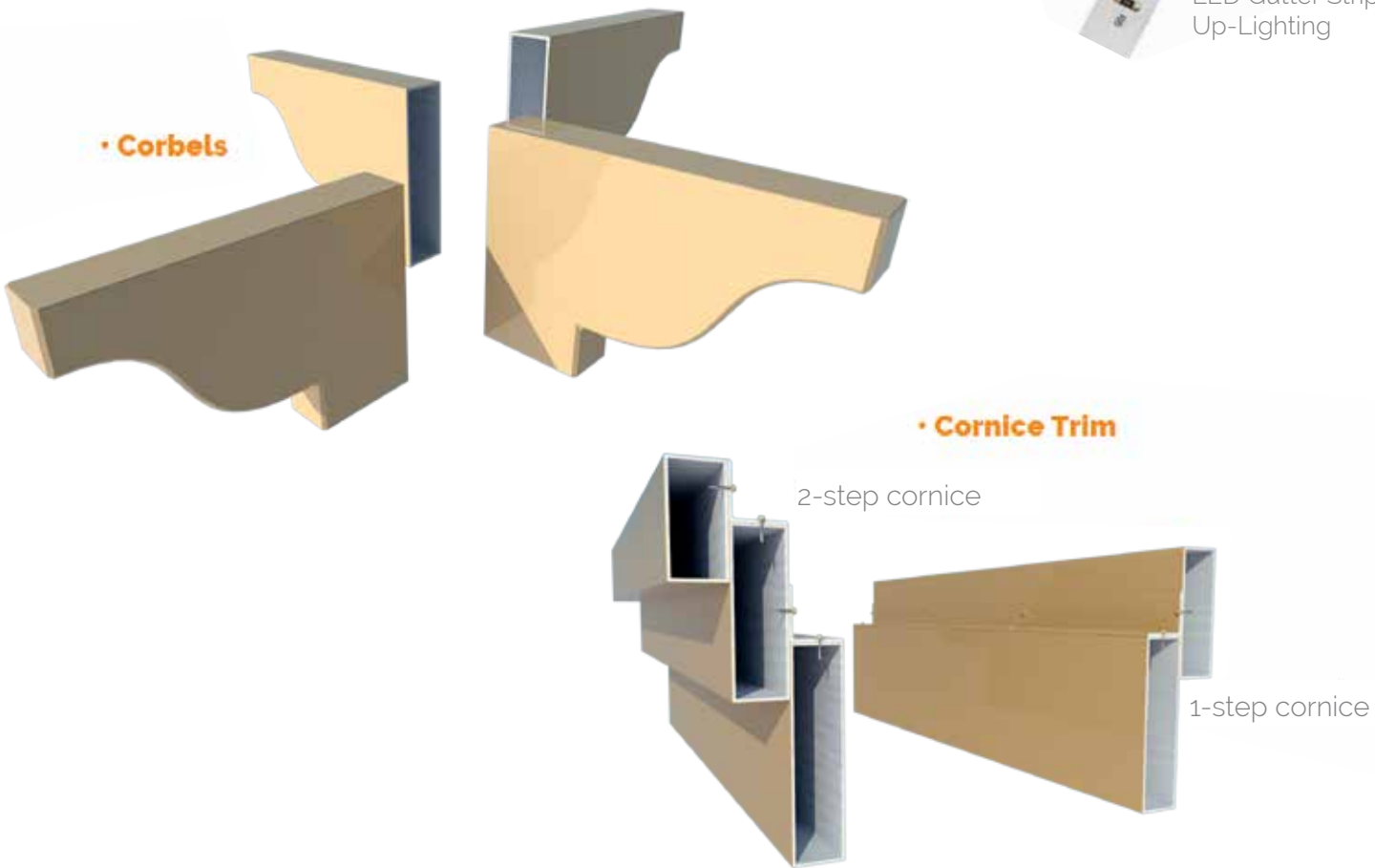
Ceiling fans and accent lighting can be included with your pergola, enhancing the look and feel of your patio. These roof accessories would either hang below the louvers or reside in a corner or perimeter area of your patio cover. Either way, they are installed in a way that does not interfere with the adjustability of the roof's louvers. Your louvers will still be able to rotate fully and close up completely. There are many practical benefits to these features. When just shade isn't enough to ward off heat waves, a ceiling fan will circulate the air around your patio, forcing hot air out and stirring up refreshing summer breezes.

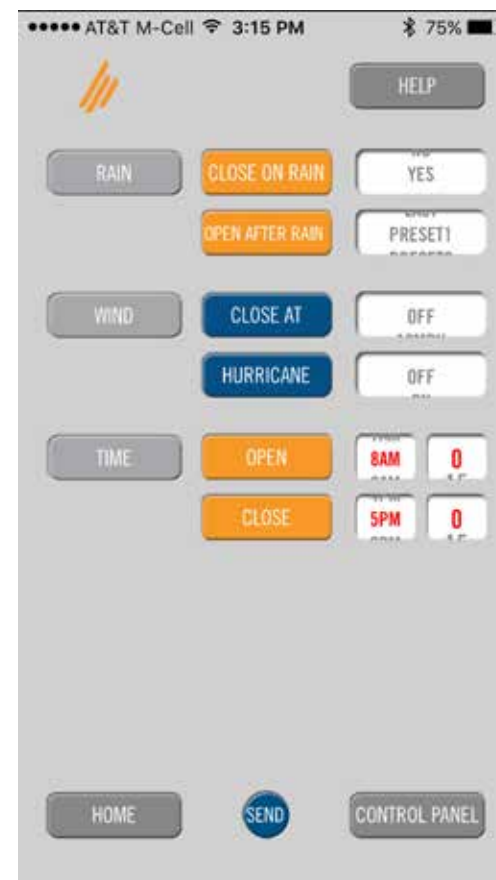
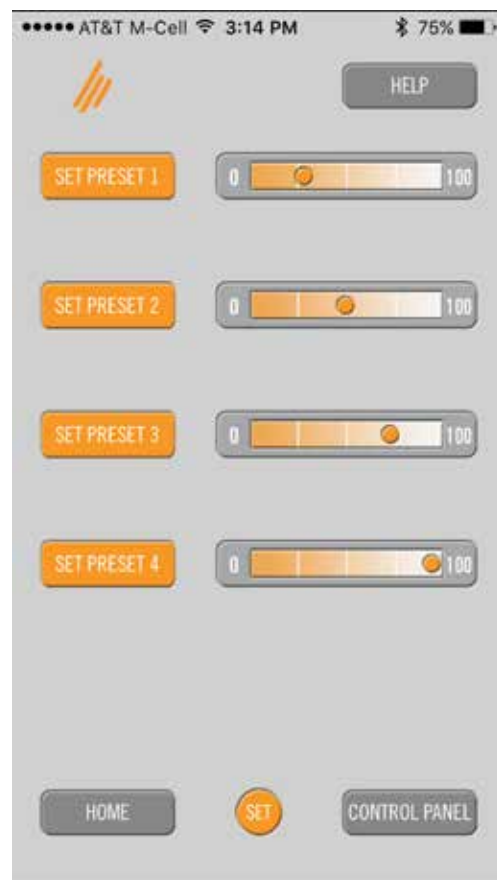

Accent lighting will let you relax outside even after the sun sets. You can get a ceiling fan that features a light fixture in its center or install separate fans and lights. You may want more than one fan or one fan and multiple lights. Plus, you'll need to determine what style of fan blade most interests you. Wood, aluminum or plastic? Paddle-shaped or leaf-shaped? The possibilities are limitless! Both fans and built-in lighting are great for entertaining and patron comfort, since they allow you to utilize your deck or patio no matter the temperature or time of the day.

Our system can support a vast number of outdoor fans from different vendors.



Our system can support a vast number of outdoor fans from different vendors





## ACCESSORIES:

# Motor Control Sensors, Smart Phone App

### MOTOR CONTROL SENSORS

Our system is the most durable louvered roof on the market today! It has been specifically engineered to withstand hurricane force winds, heavy snow loads and everything in between

### OPTIONAL SENSORS REACT TO WEATHER CONDITIONS



SOLAR



RAIN



WIND




HURRICANE



SNOW

### SMART PHONE APP

At Arcadia, when we created our iLouver technology, we knew that simply attaching a sensor to a household item didn't necessarily make it "smart." That's why we concentrated on integrating meaningful, necessary technology that would improve homeowners' lives while also enhancing their homes. Our iLouver technology provides users a variety of options for programming and controlling their Arcadia systems. Homeowners can program their roof to open and close at certain times of the day, choose between 4 preset positions, and re-open to its last known position, guaranteeing the perfect position every time. iLouver technology can also automatically open and close your roof depending on conditions such as rain and wind. If excessive wind speeds are detected, Hurricane Mode will override all functions and open the louvers to allow for air to freely flow through the louvers.



## iLouver™ App

Available for free download in the Apple and Google Play stores, the iLouver app by Arcadia provides the ultimate control of your outdoor living environment all from the palm of your hand.





BRINE SEAFOOD SHACK

Color Options



## COLOR OPTIONS

# Complement Any Space

The Arcadia system features four standard color options that can enhance almost any architecture. For unique instances where standard won't do, we are able to provide thousands of custom colors for the perfect match. A chemical textured powder coat makes a more scratch-resistant surface, while giving it a matte finish that is extremely on-trend for outdoor design today.

WHITE /

BEIGE /

ADOBE /

BRONZE /



4 Standard Colors Available  
or Choose A Custom Color.  
Now Offering Woodgrain Options.



WHITE: STANDARD /




BEIGE: STANDARD /




BRONZE: STANDARD /



ADOBE: STANDARD /



ARCADIA ORANGE /



WOOD TEXTURE: ANY COLOR /

# Material & Protective Coating

**MATERIAL**  
Aluminum 6063-T6. Arcadia Building Products, Inc. MSDS

**SUBCATEGORY**  
6000 Series Aluminum Alloy; Aluminum Alloy; Metal;  
Nonferrous Metal

**COMPOSITION NOTES**  
Aluminum content reported is calculated as remainder. Composition information provided by the Aluminum Association.

**KEY WORDS**  
UNS A96063; ISO A1Mg0.5Si; Aluminium 6063-T6; AA6063-T6


COMPONENT	WT. %	COMPONENT	WT. %	COMPONENT
Al	Max 97.5	Mg	0.45 - 0.9	Si
Cr	Max 0.1	Mn	Max 0.1	Ti
Cu	Max 0.1	Other, each	Max 0.05	Zn
Fe	Max 0.35	Other, total	Max 0.15	

Material Notes: Data points with the AA note have been provided by the Aluminum Association, Inc..

**PROTECTIVE COATING**  
The premium Powder Coating Process is aesthetically pleasing, produces a durable uniform finish, and can be custom formulated for a range of finishes, including the on trend matte finish.

This extensive line of Powders is manufactured to meet the increasing demands of the appliance and industrial markets. They are the ideal solution for smoothness, low-bake, durability, and physical property requirements. An unsurpassed application development program enables consistently friendly use on a variety of substrates, including extruded aluminum. The coating gives:

- Excellent Exterior Durability
- Available in a Wide Range of Colors
- Good Chemical Resistance
- VOC's are Essentially Zero



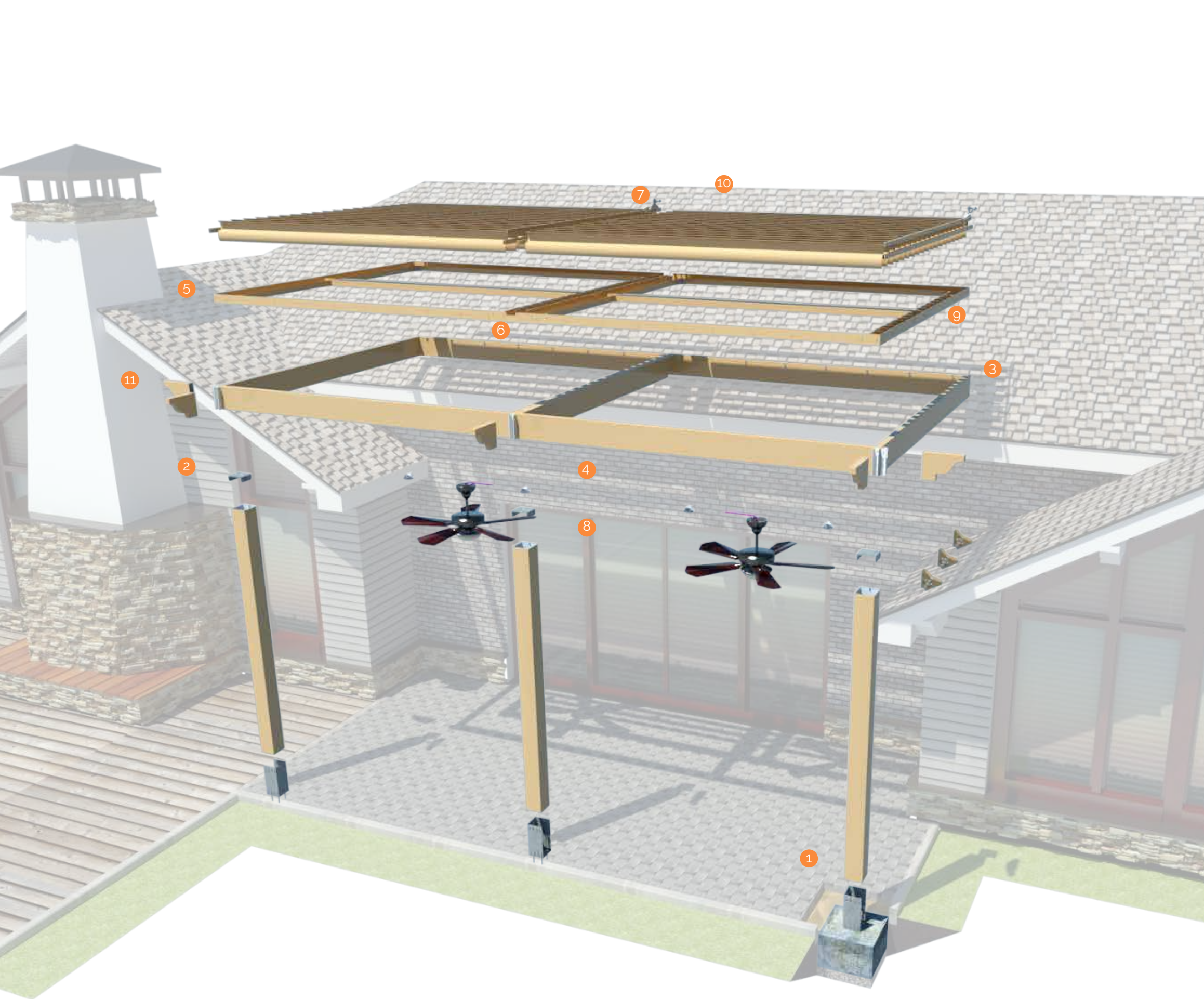
## Protective Coating

From the world leading powder  
coat manufacturer.






How It All Fits Together



# How It All Fits Together

## BASIC COMPONENTS

1	Post to Post Bracket	15
2	Perimeter Beam to Post	17
3	Perimeter Beam Corner	18
4	Perimeter Beam to Interior Beam & to DBL Beam	19
5	Beam to Gutter / Corner	20
6	Beam to Gutter / Pass Through	21
7	Roof Mount Bracket	22
8	Can Light Track	22
9	Fan Beam	23
10	Pivot louvers	24
11	Corbels	25



# How It All Fits Together

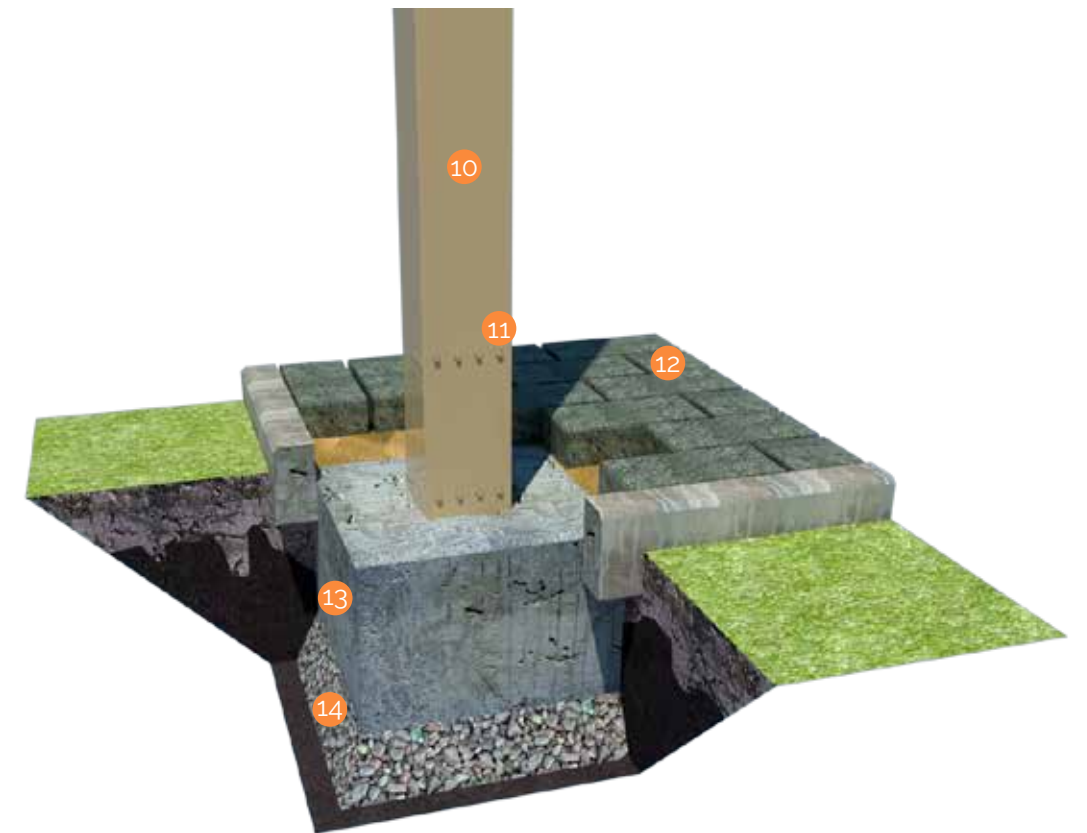
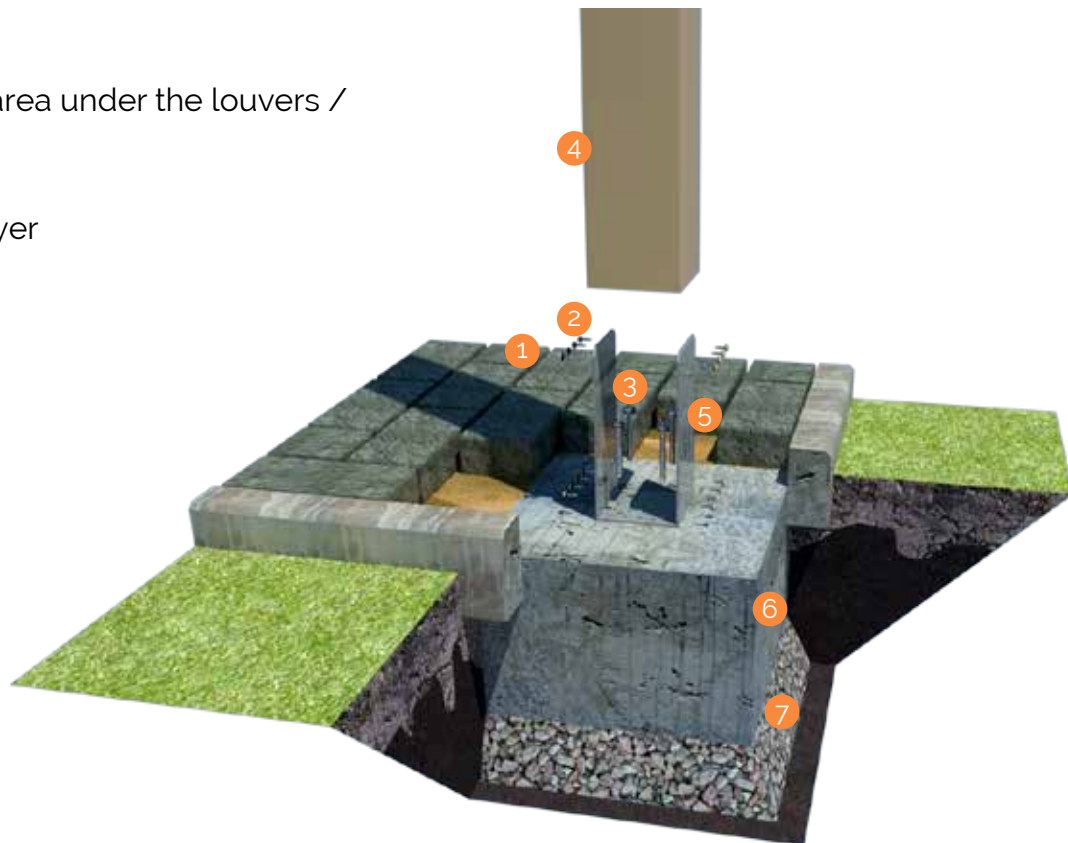
## BASIC COMPONENTS

1	Post Bracket to Footer .....	15
2	Post embedded into footer.....	17
3	Perimeter Beam to host.....	27
	structure	
4	Perimeter Beam to host.....	28
	structure "Brick Wall"	
5	Perimeter Beam to host.....	29
	structure "Fascia"	
6	Perimeter Beam to host.....	30
	structure "Roof"	
7	Louvers to host.....	32
	structure "Angle Beam"	

# How It All Fits Together

/ POST BRACKET TO FOOTER / POST TO POST BRACKET

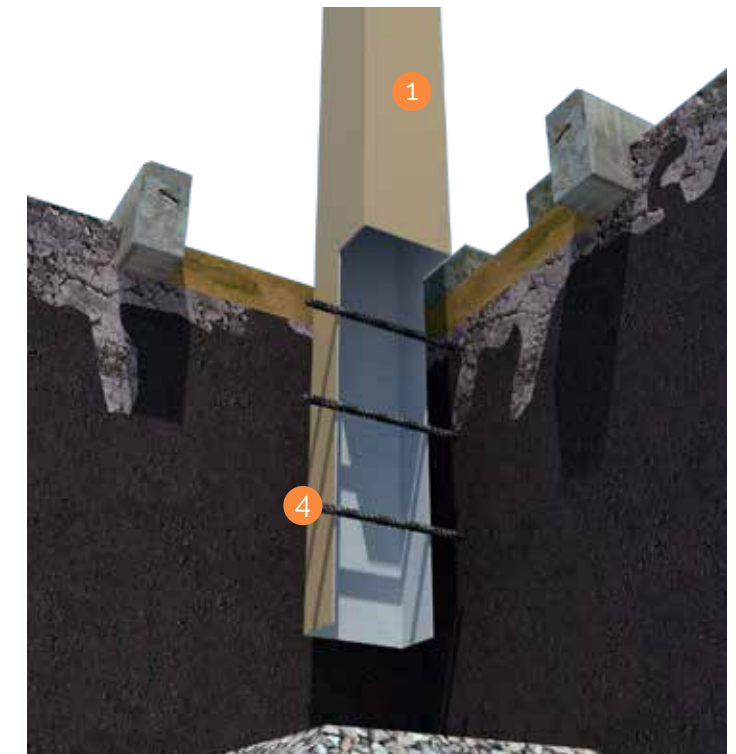
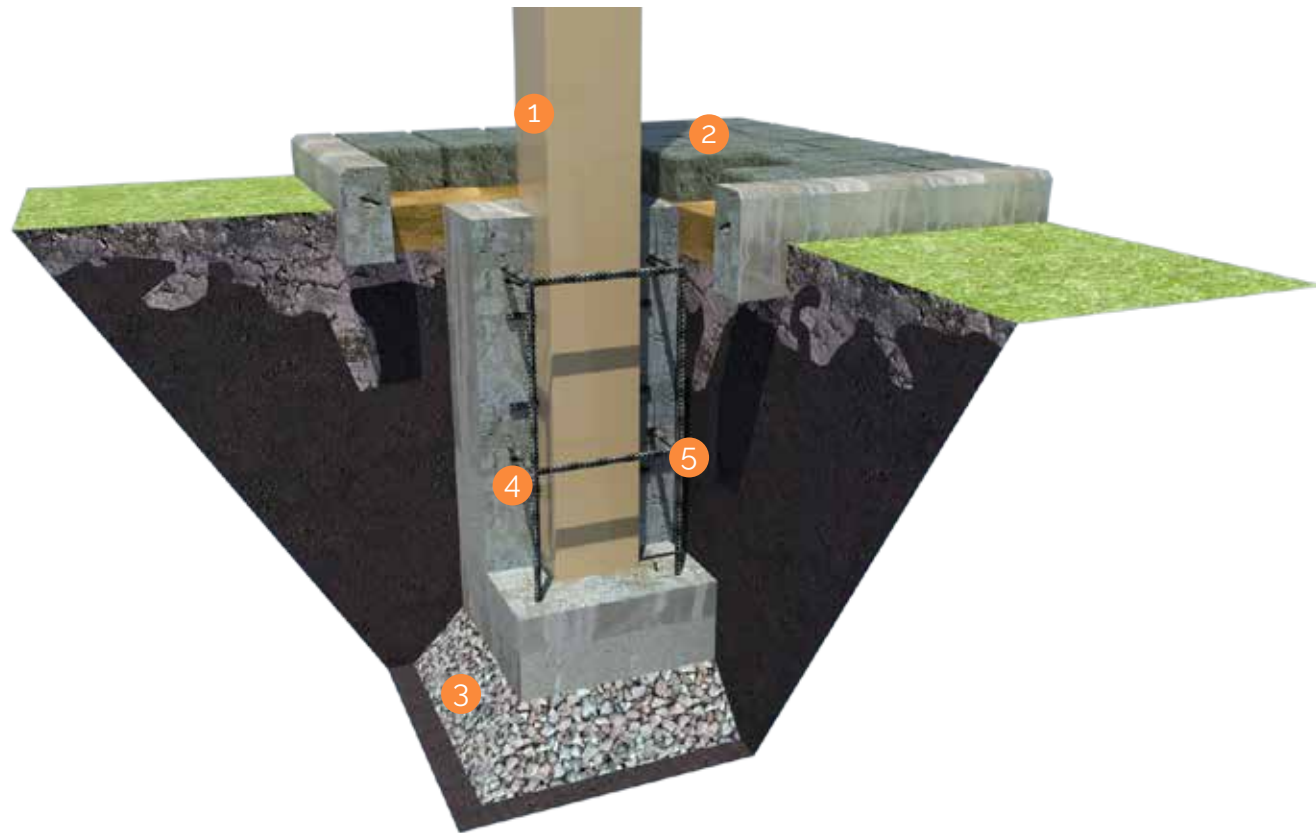
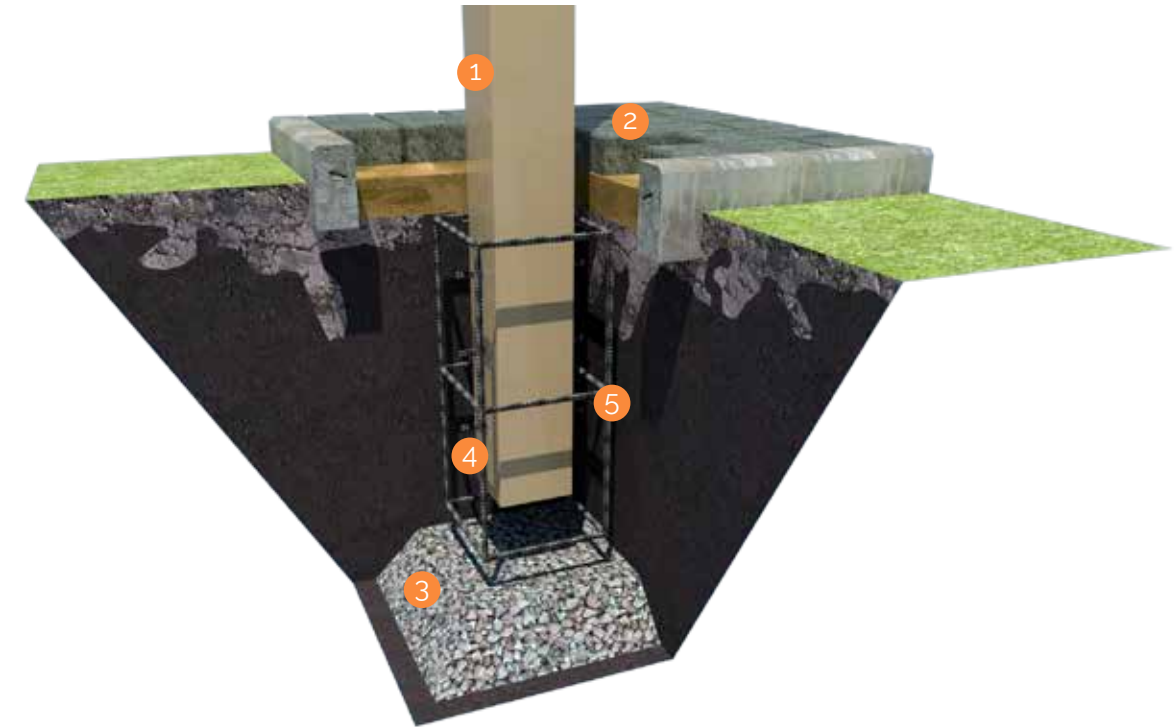
- 1 Floor covering / area under the louvers /
- 2 Tek Screws
- 3 Concrete anchors
- 4 Post
- 5 Post Bracket
- 6 Concrete footer
- 7 Gravel leveling layer
- 8 Concrete anchors
- 9 Tek Screws
- 10 Post
- 11 Tek Screws
- 12 Floor covering / area under the louvers /
- 13 Concrete footer
- 14 Gravel leveling layer



# How It All Fits Together

## / POST EMBEDDED INTO FOOTER

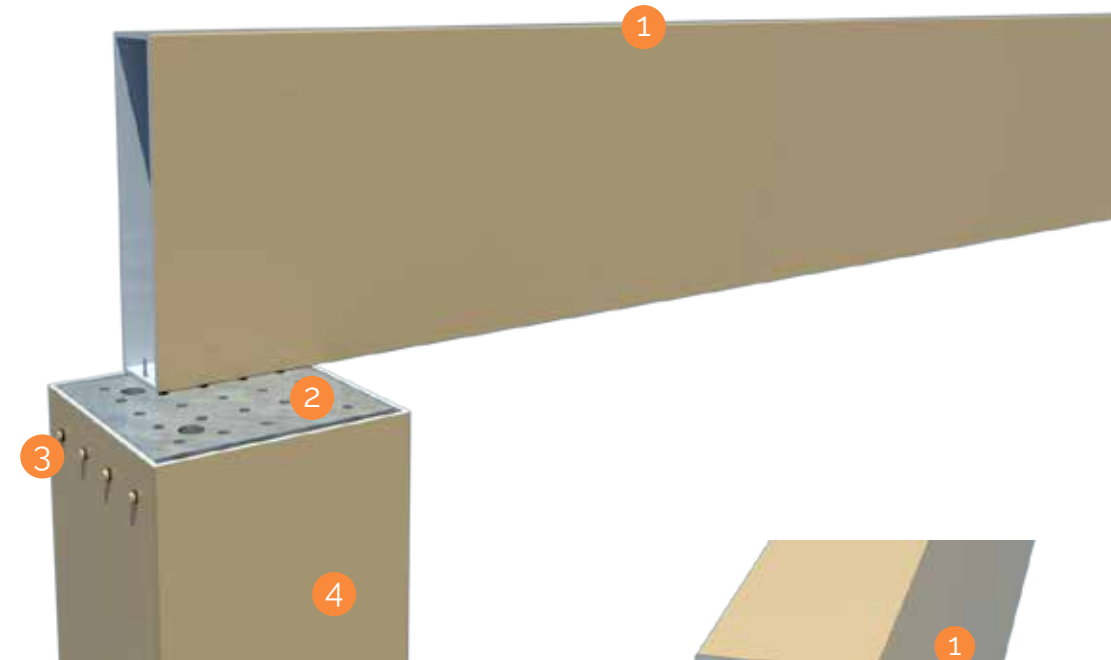
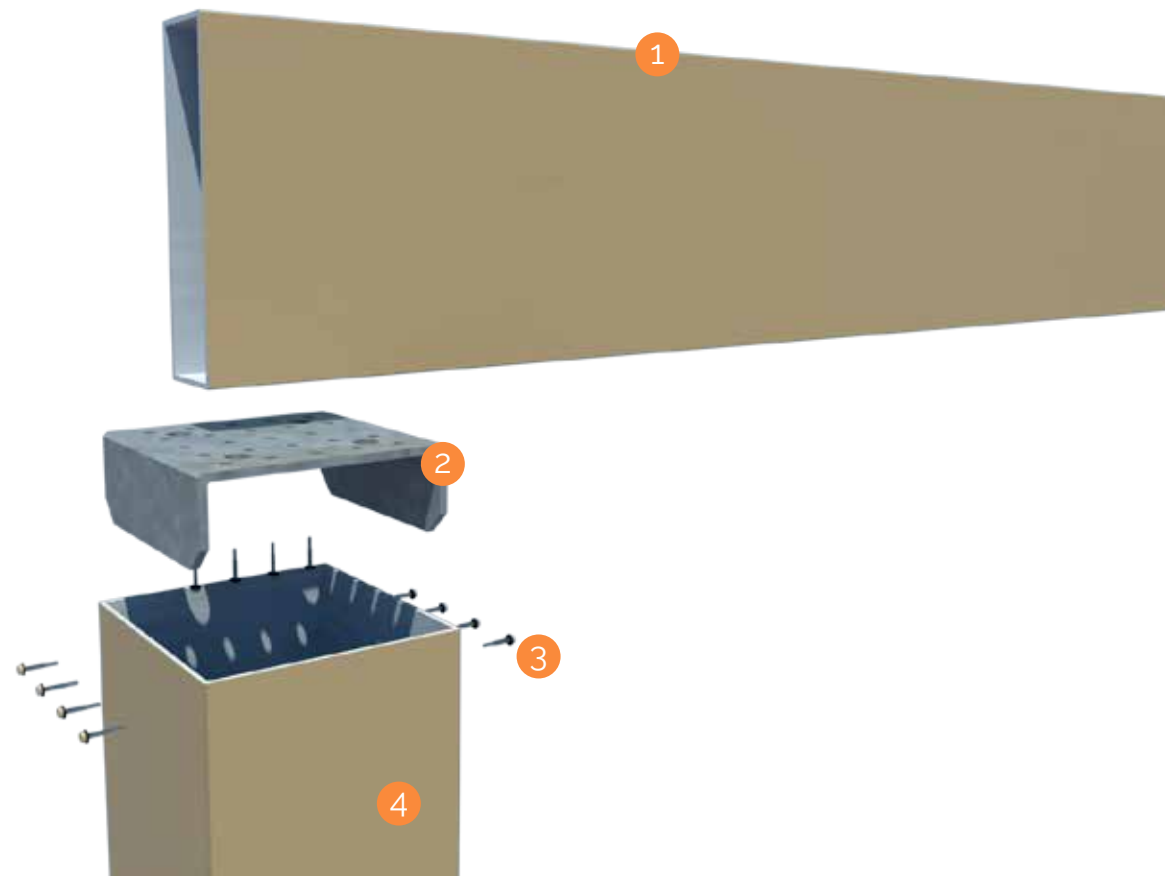
- 1 Post
- 2 Floor covering / area under the louvers /
- 3 Gravel leveling layer
- 4 Pieces of rebar or similar hardware
- 5 Box of rebar



# How It All Fits Together

## / PERIMETER BEAM TO POST


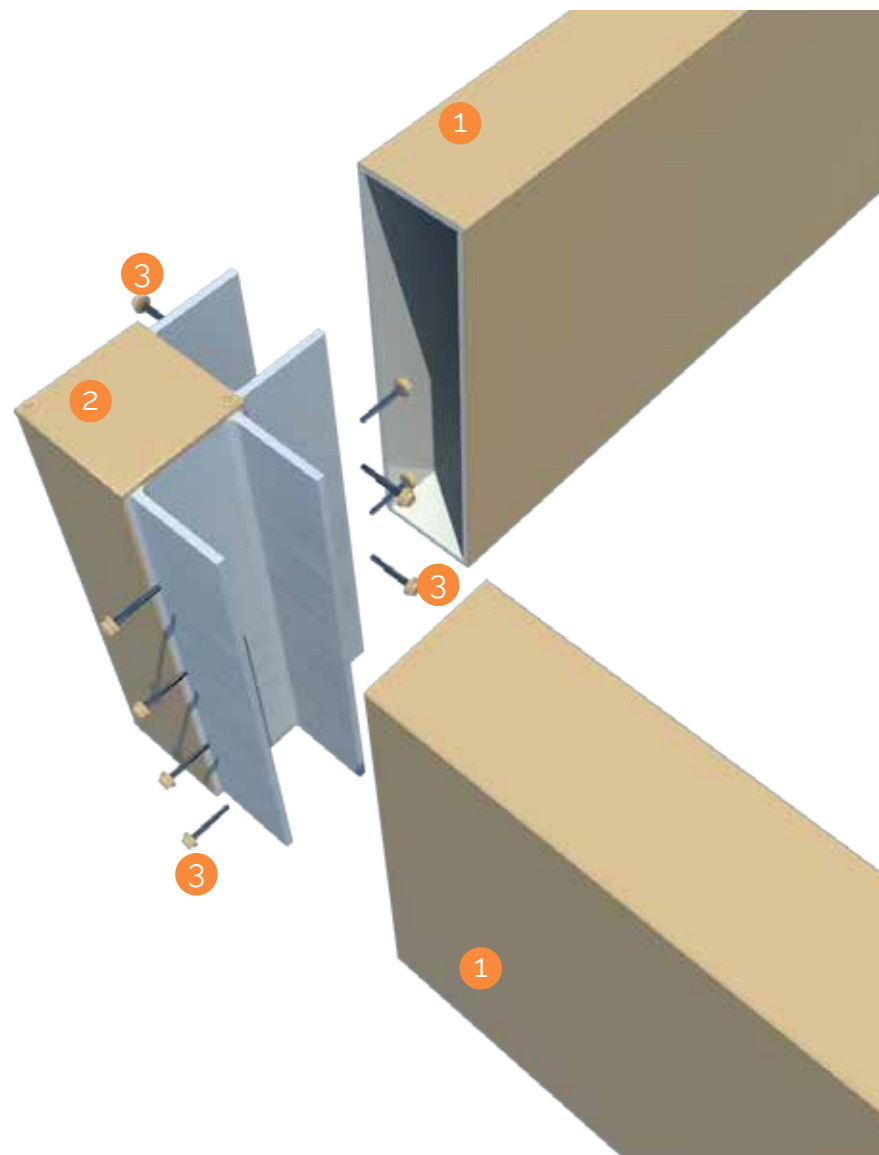
- 1 Perimeter Beam
- 2 Post Bracket
- 3 Tek Screws
- 4 Post



# How It All Fits Together

## / PERIMETER BEAM CORNER


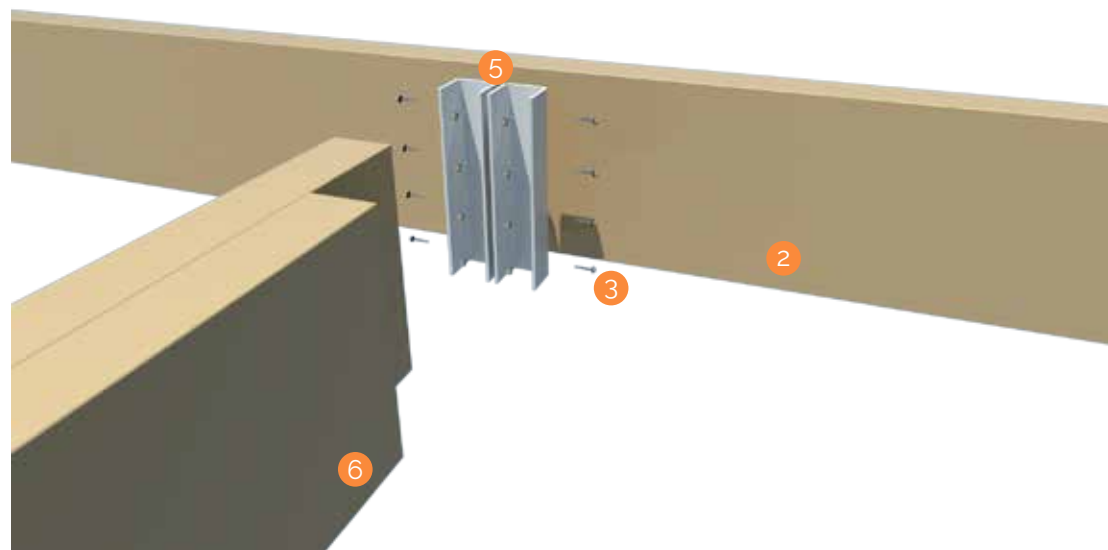
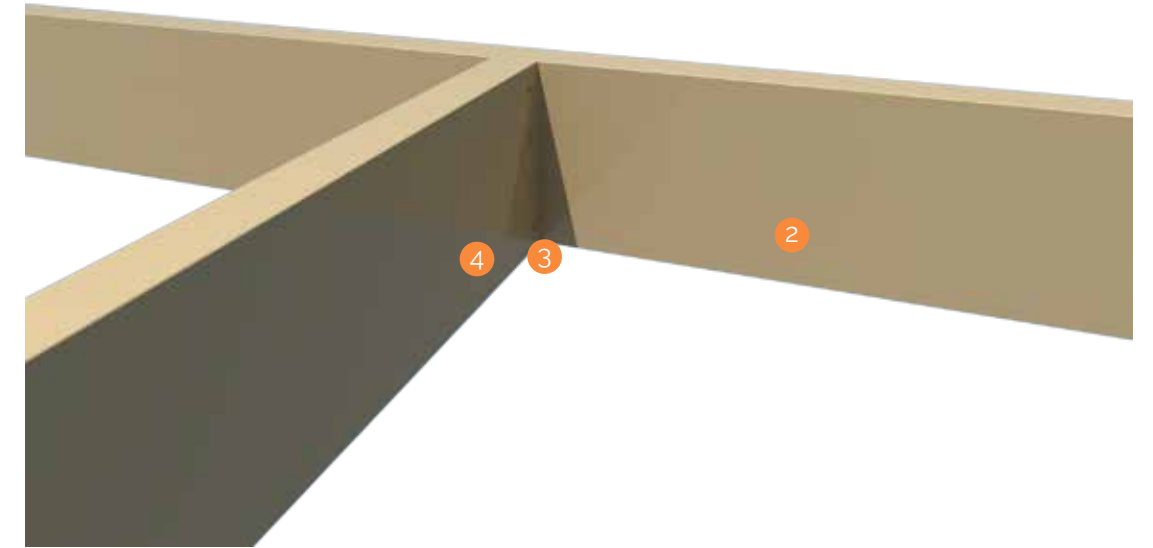
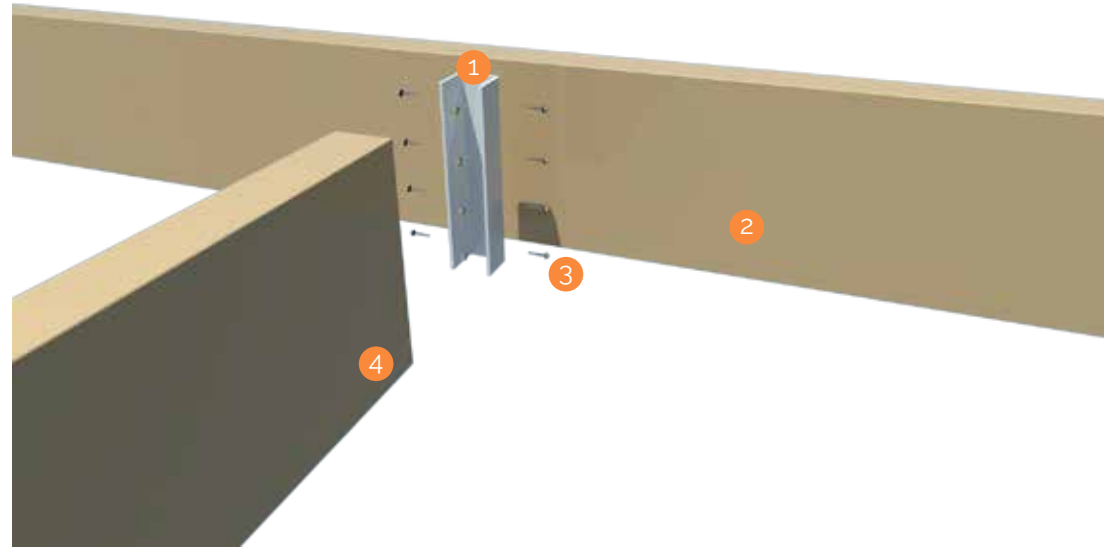
- 1 Perimeter Beam
- 2 Corner Connector
- 3 Tek Screws



# How It All Fits Together

/ PERIMETER BEAM TO INTERIOR BEAM & TO DBL INTERIOR BEAM

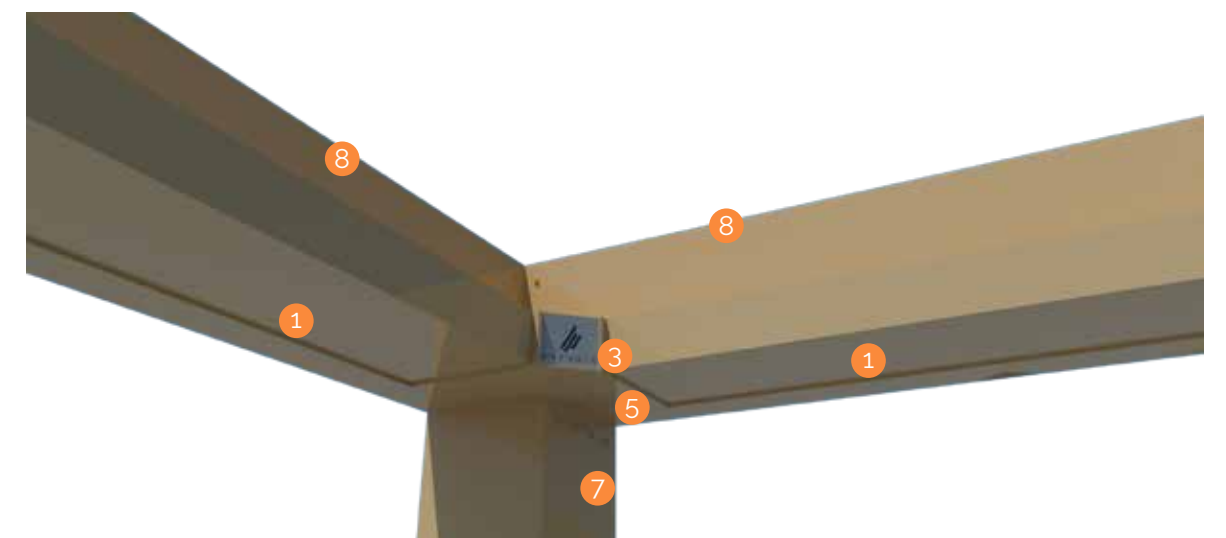
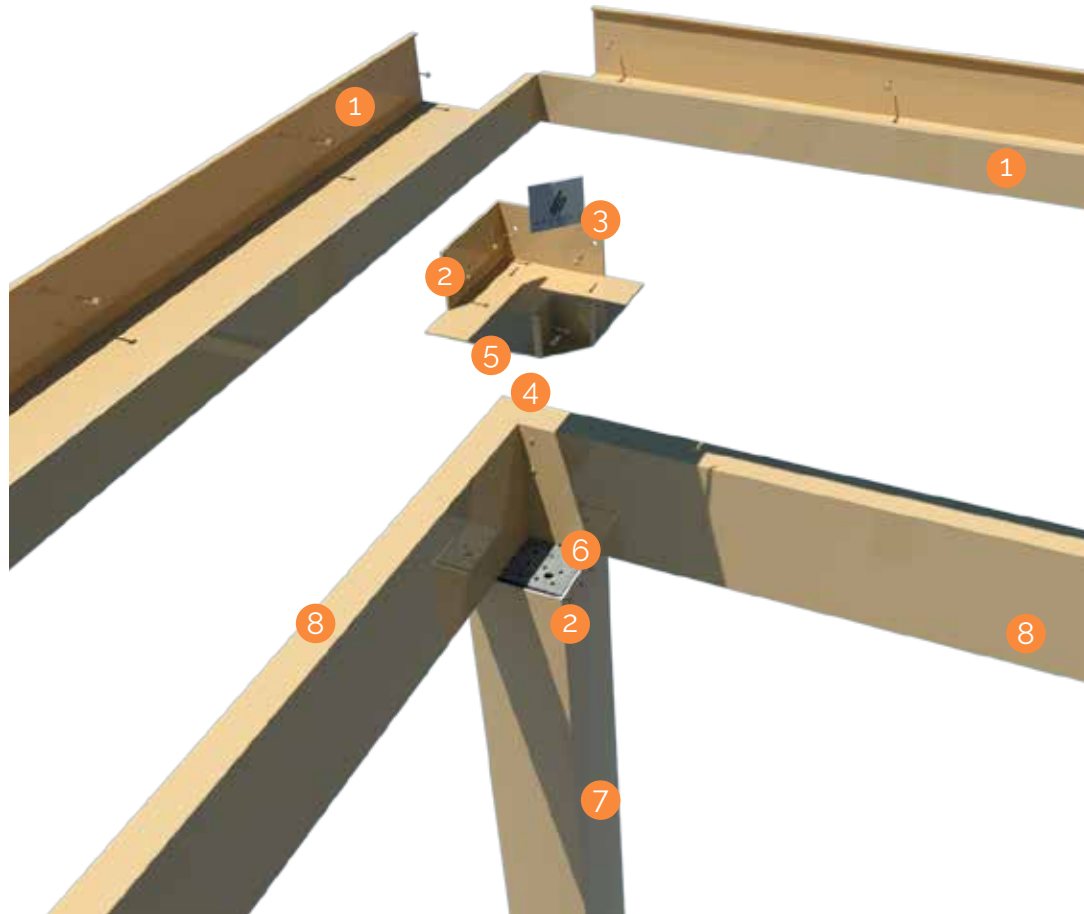
- 1 Beam to Beam Connector
- 2 Perimeter Beam
- 3 Tek Screws
- 4 Interior Beam
- 5 DBL Beam to Beam Connector
- 6 DBL Interior Beam



# How It All Fits Together

## / BEAM TO GUTTER : CORNER


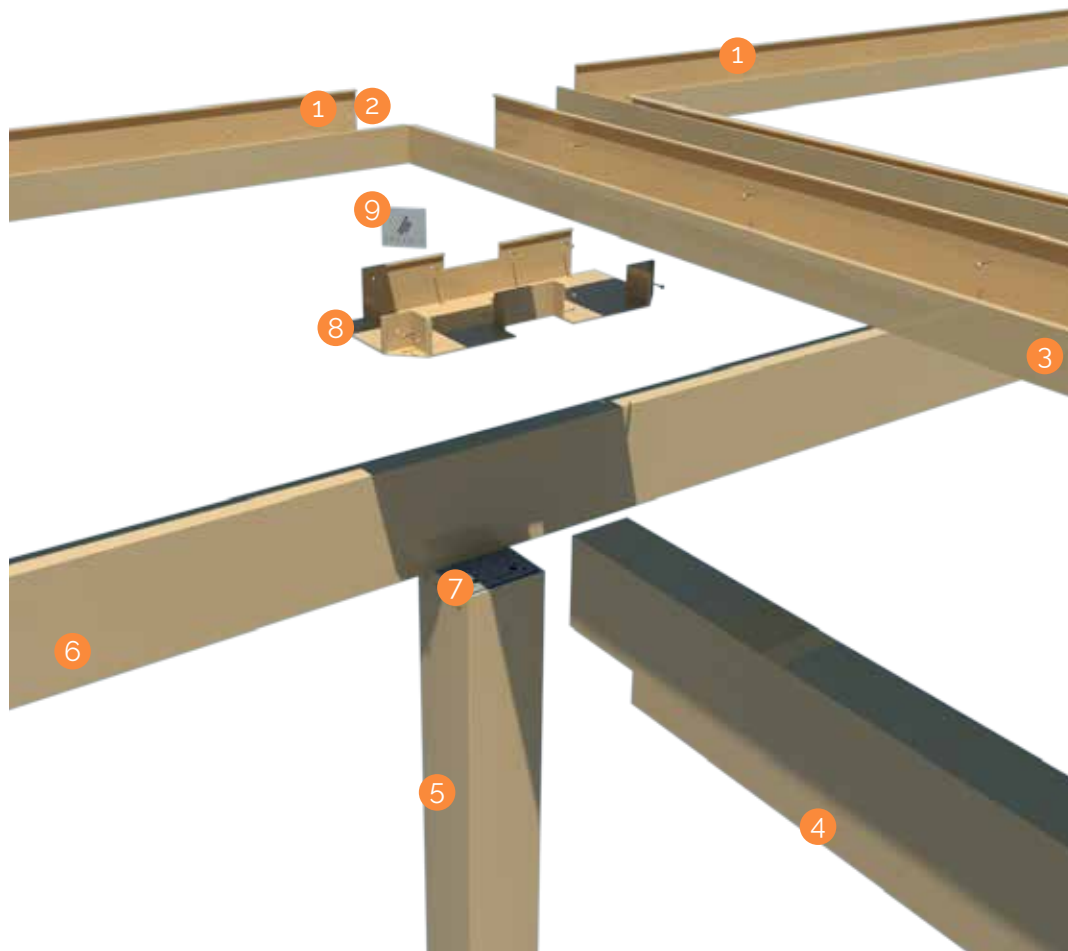
- 1 Perimeter Gutter
- 2 Tek Screws
- 3 Arcadia Sign
- 4 Corner Connector
- 5 Corner Gutter
- 6 Post Bracket
- 7 Post
- 8 Perimeter Beam



# How It All Fits Together

## / BEAM TO GUTTER : PASS THROUGH

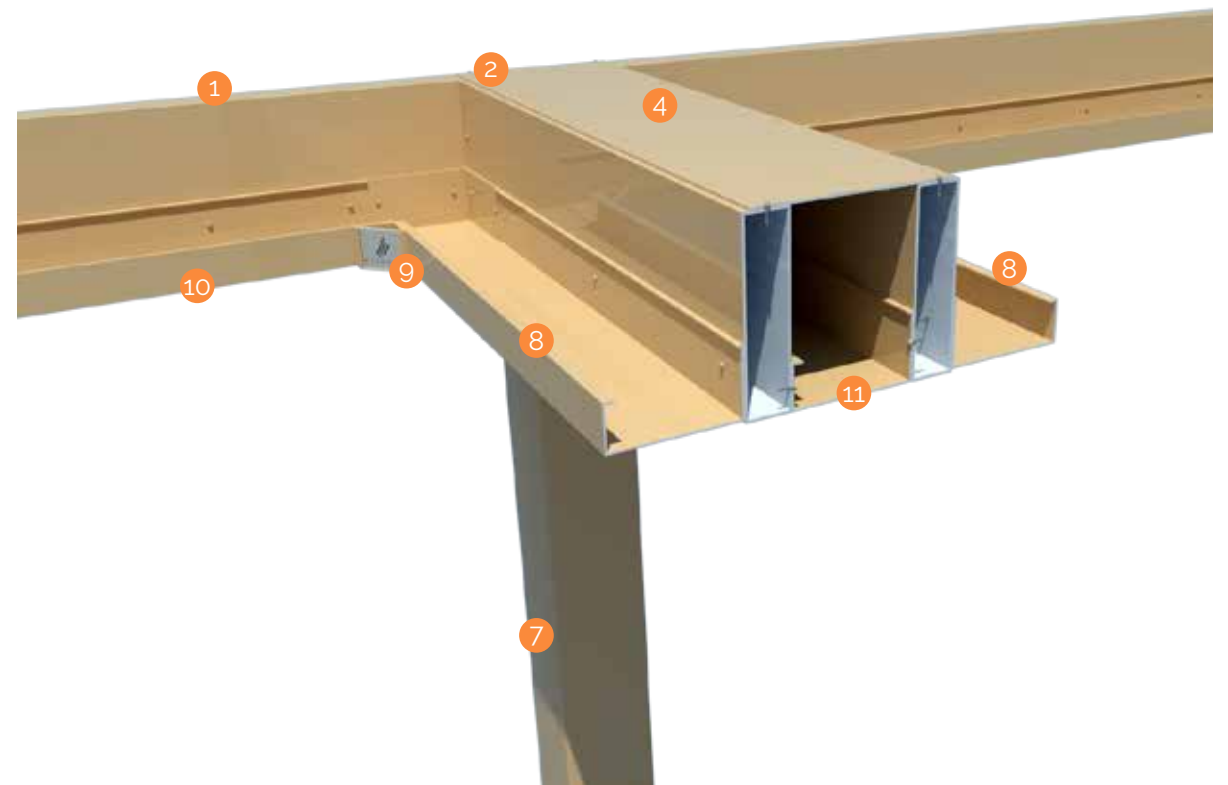

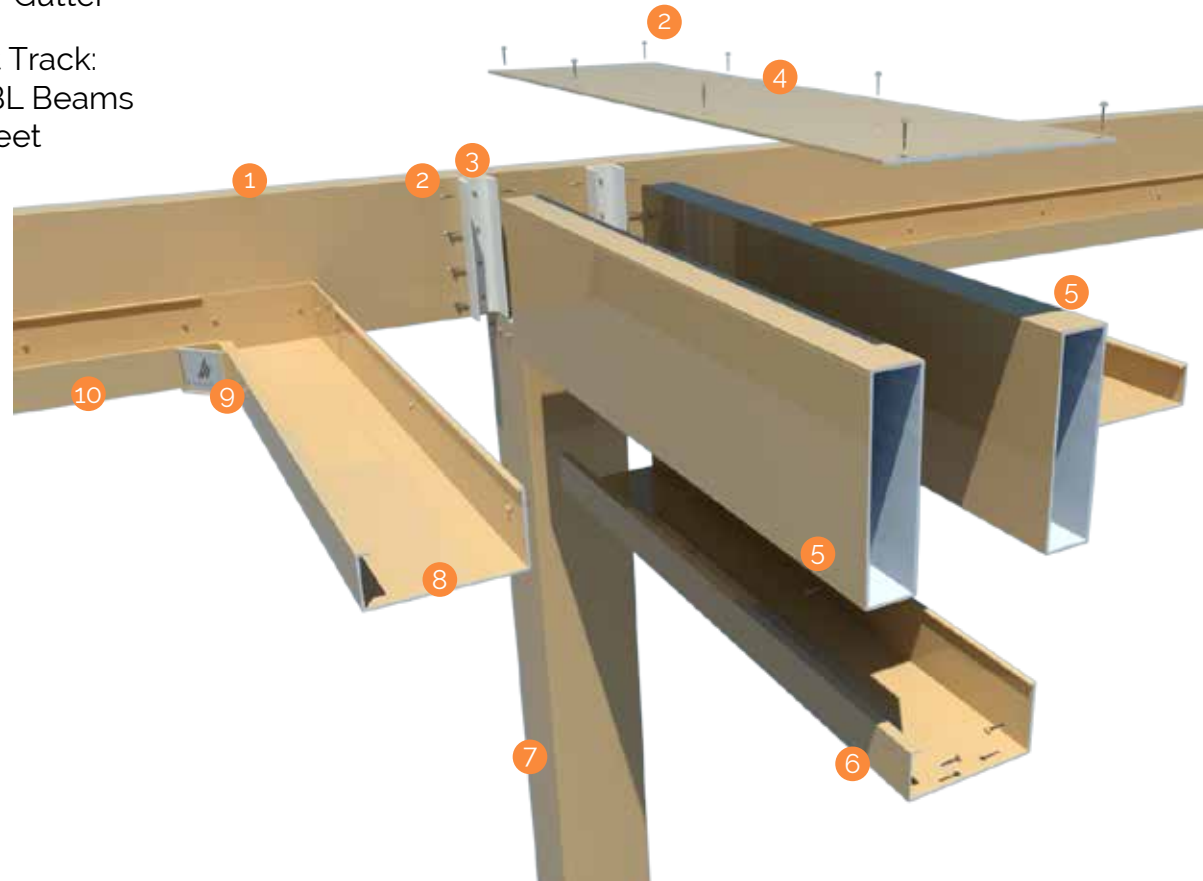
- 1 Perimeter Gutter
- 2 Tek Screws
- 3 Interior Gutter
- 4 DBL Interior Beam
- 5 Post
- 6 Perimeter Beam
- 7 Post Bracket
- 8 Pass Through Gutter
- 9 Arcadia Sign



# How It All Fits Together

/ CAN LIGHT TRACK

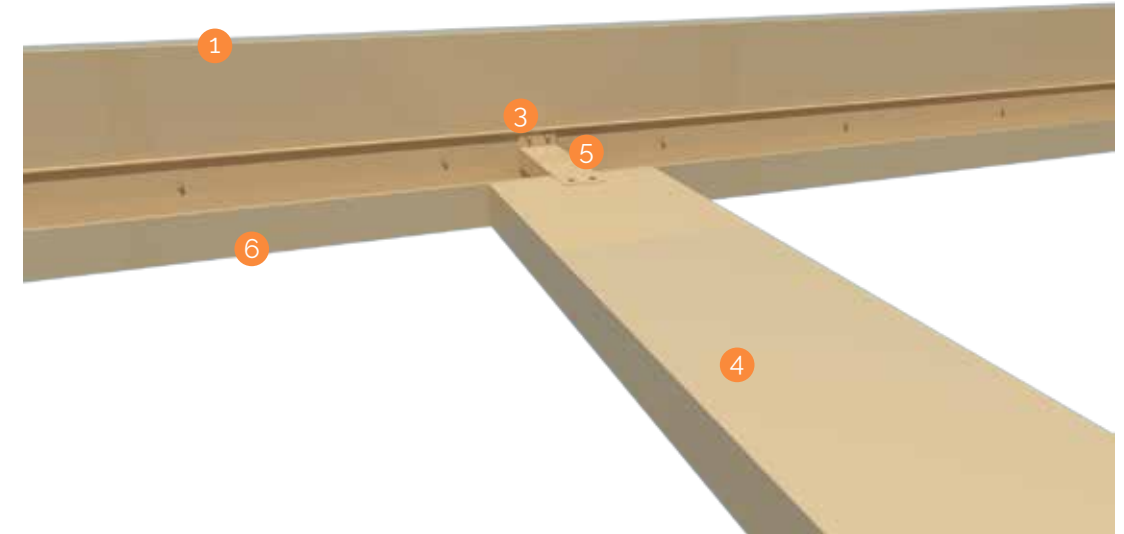
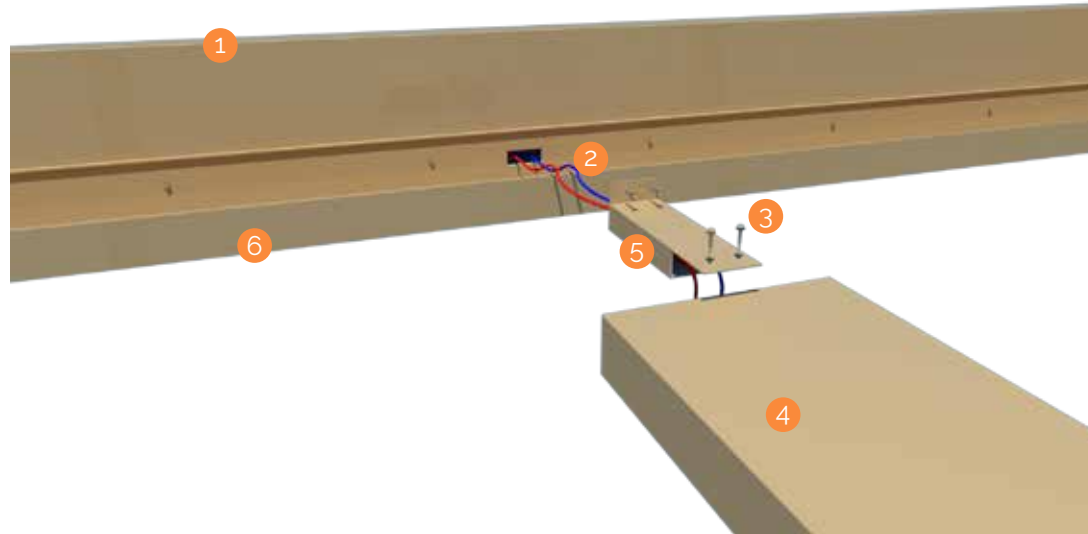
- 1 Perimeter Beam
- 2 Tek Screws
- 3 Beam to Beam Connector
- 4 Cover Sheet
- 5 Beam
- 6 Gutter
- 7 Post
- 8 Interior Gutter
- 9 Corner Gutter
- 10 Perimeter Gutter
- 11 Can Light Track:  
Gutter DBL Beams  
Cover Sheet



# How It All Fits Together

## / FAN BEAM


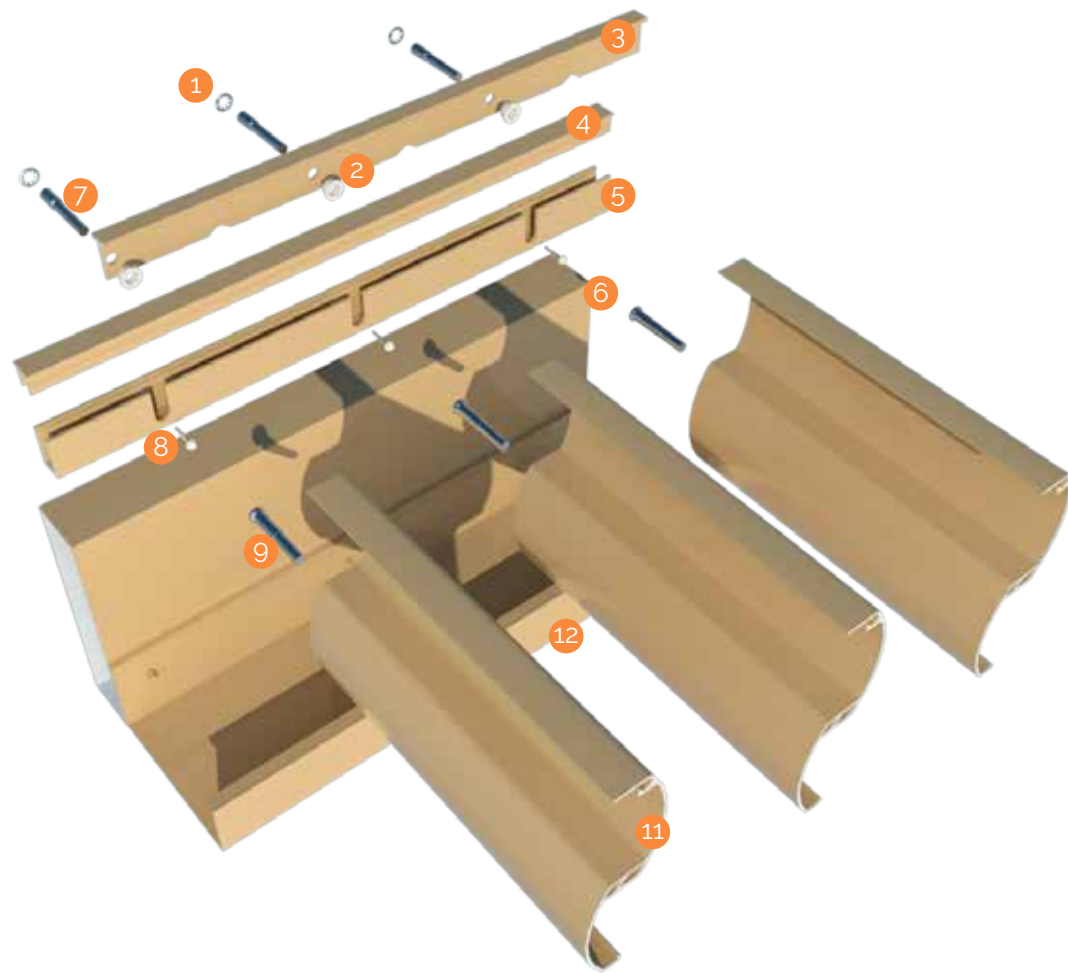
- 1 Perimeter Beam
- 2 Electric cables
- 3 Tek Screws
- 4 Fan Beam
- 5 Fan Beam conduit
- 6 Perimeter Gutter
- 7 LED light
- 8 Wood fan with lighting



# How It All Fits Together

## / PIVOT LOUVERS

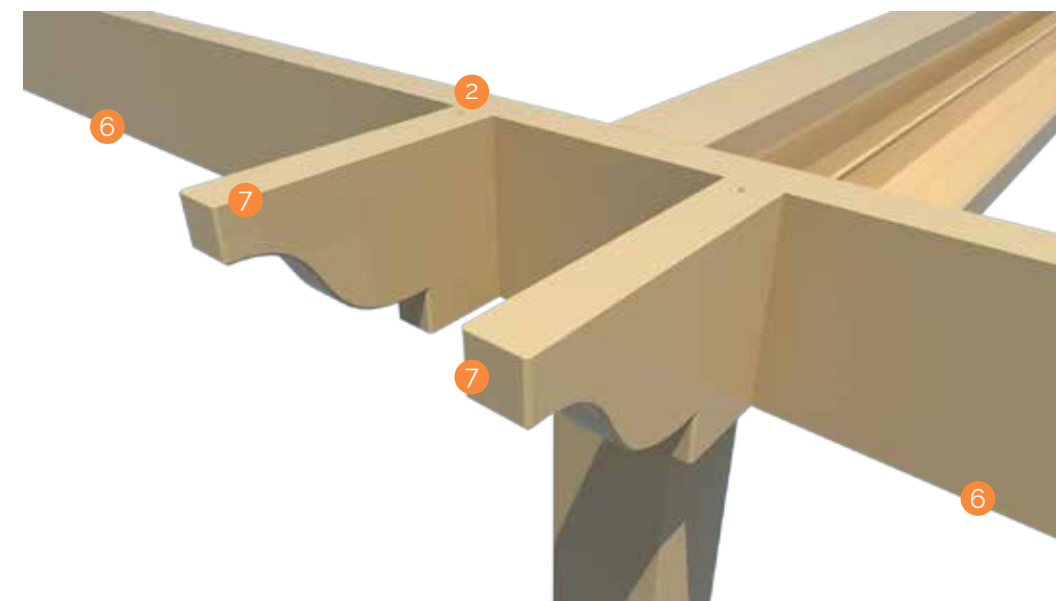
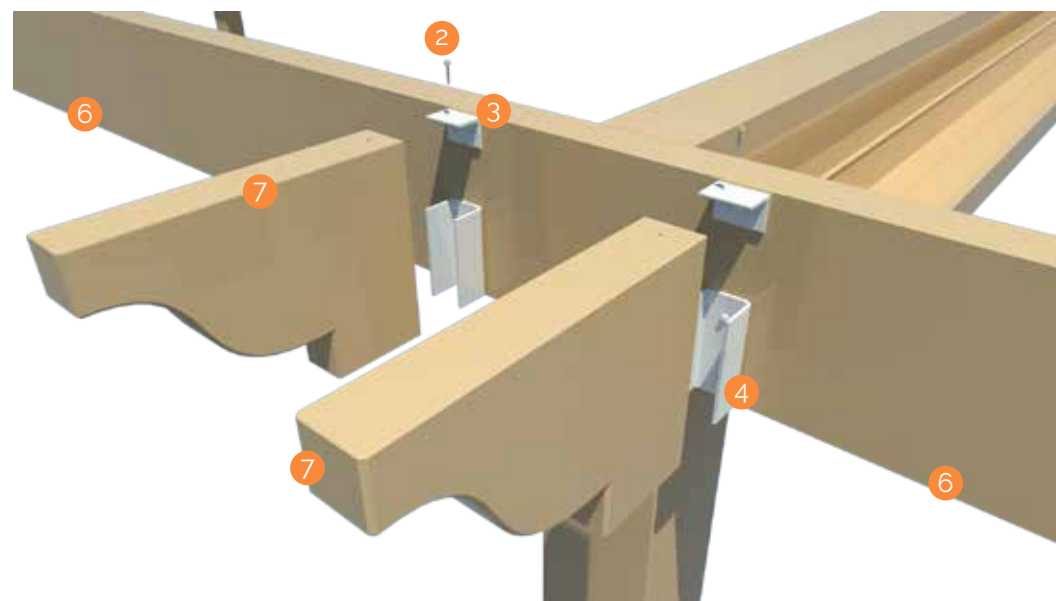

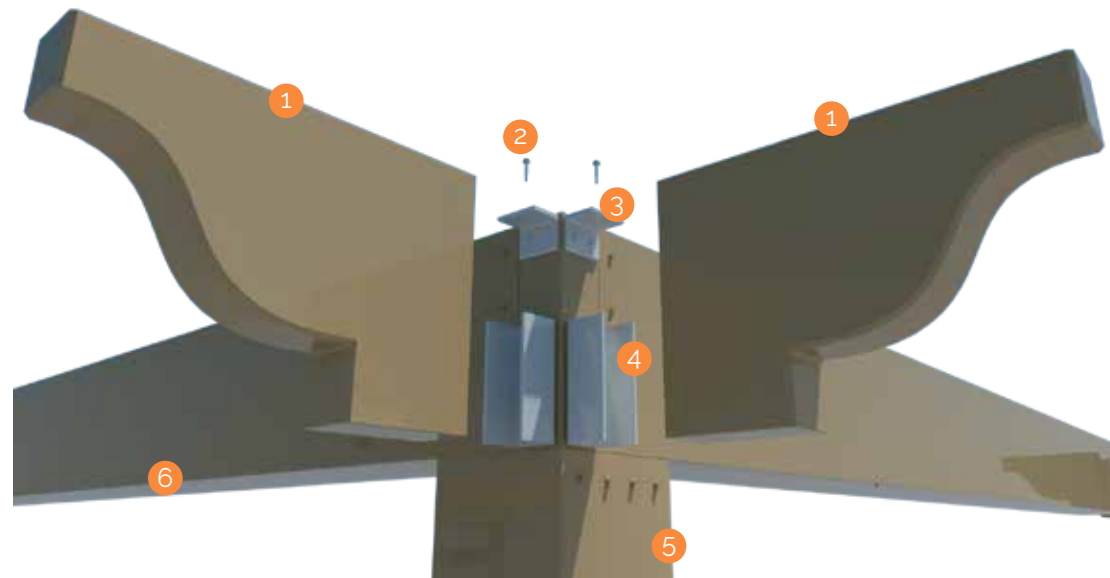
- 1 Push nut
- 2 Nylon washer
- 3 Track Bar
- 4 Pivot Bar CAP
- 5 Pivot Bar
- 6 Perimeter Beam
- 7 Link Bar pin
- 8 Tek Screws
- 9 Pivot pin
- 10 Tek Screws
- 11 Louver
- 12 Perimeter Gutter
- 13 Link Bar pin with Nylon washer



# How It All Fits Together

## / CORBELS


- 1 Corbel
- 2 Tek Screws
- 3 L-angle
- 4 U-channel
- 5 Post
- 6 Perimeter Beam
- 7 DBL Corbels



# How It All Fits Together

/ PERIMETER BEAM TO HOST STRUCTURE "WOODEN BEAM"

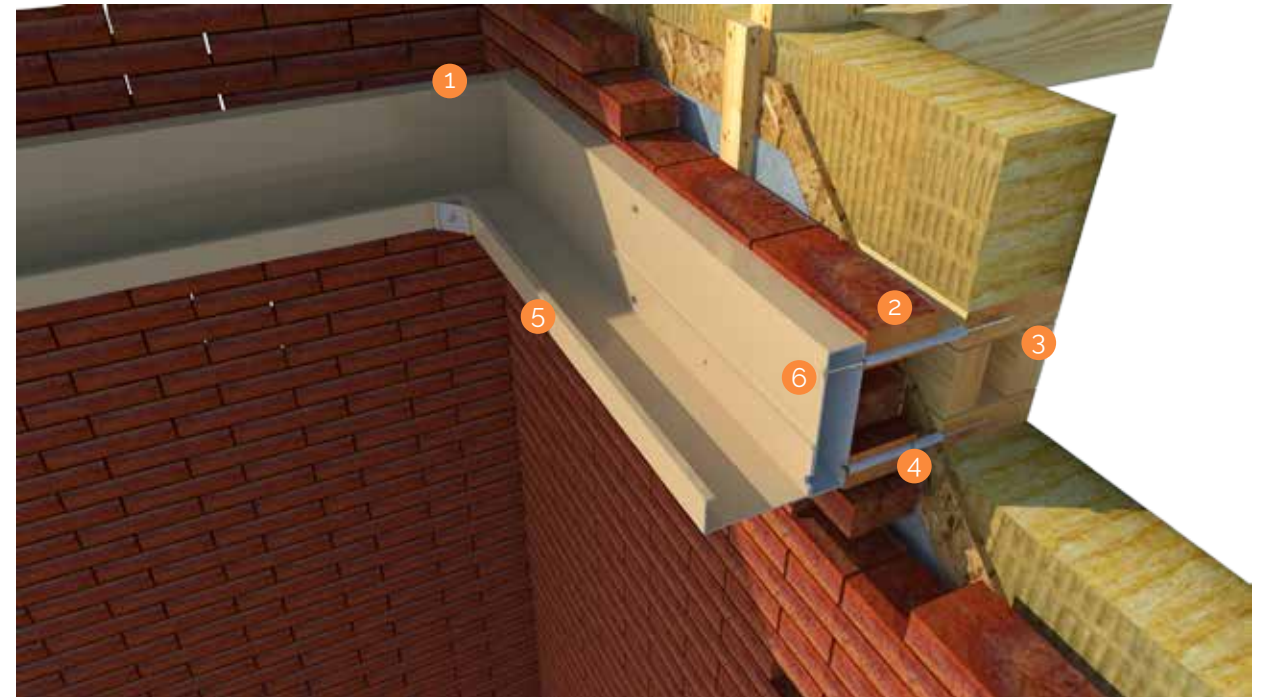
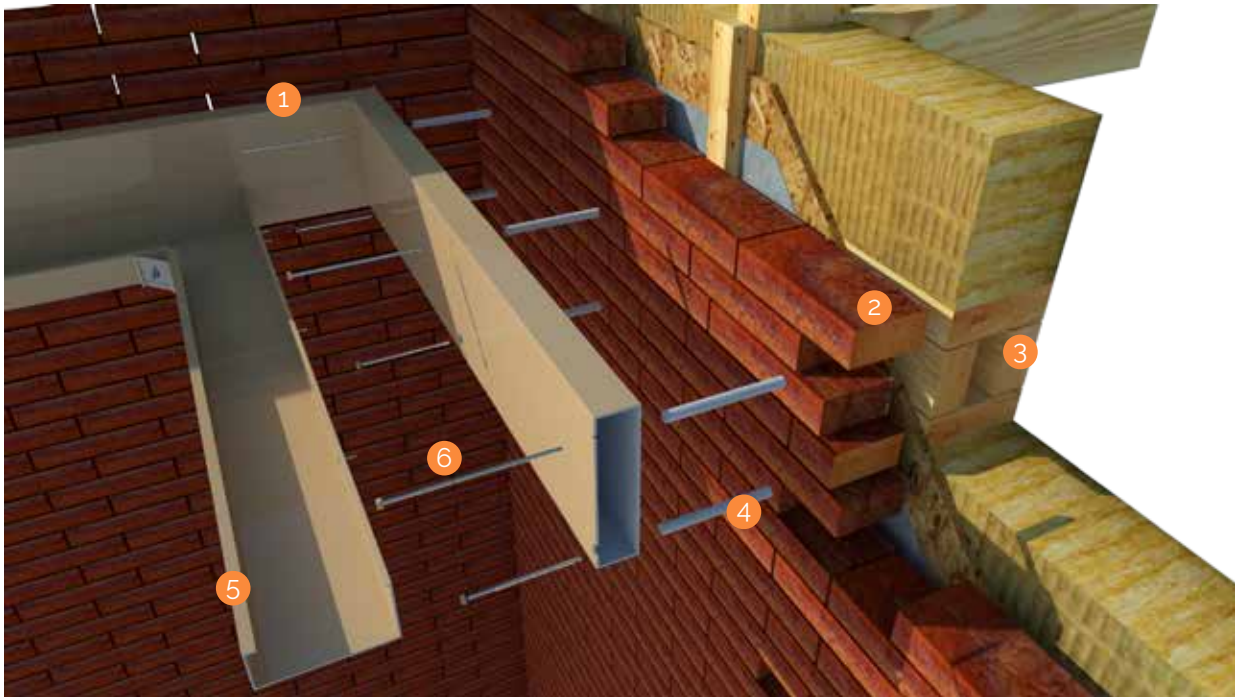
- 1 Lags thru beam
- 2 Wood framed wall
- 3 Strong beam
- 4 Perimeter Beam
- 5 Lags thru Perimeter Beam



# How It All Fits Together

## / PERIMETER BEAM TO HOST STRUCTURE "BRICK WALL"

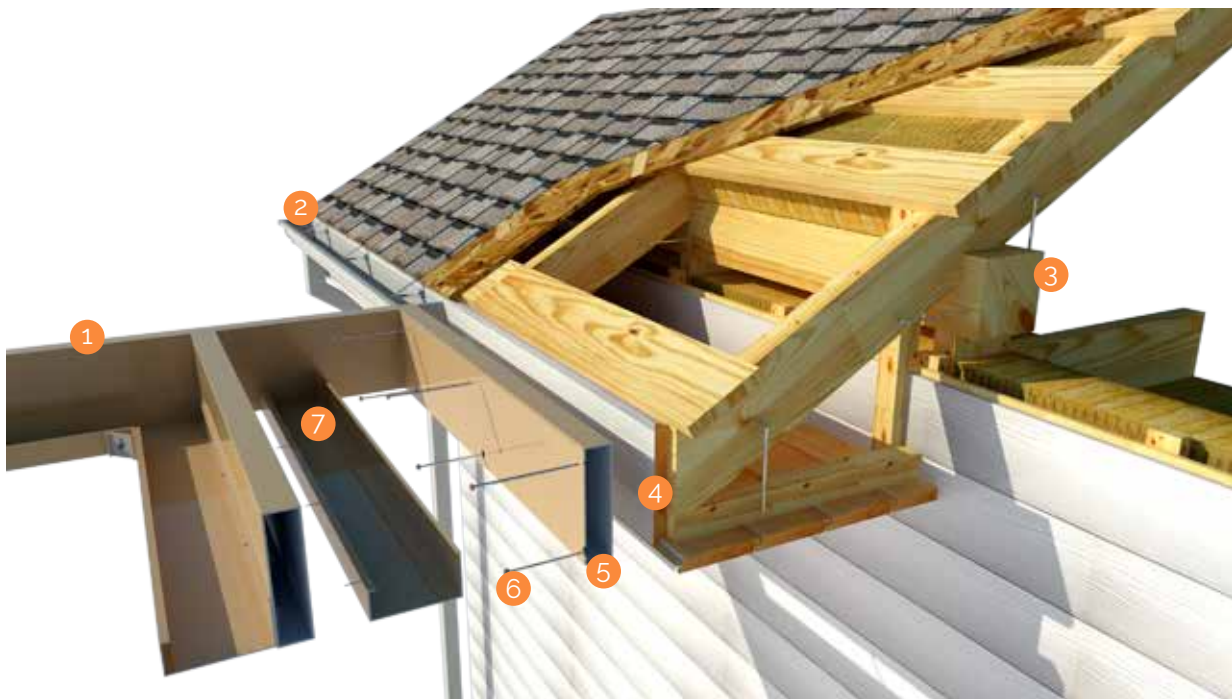
- 1 Louvers frame
- 2 Brick wall
- 3 Strong beam
- 4 Compression sleeves
- 5 Gutters frame
- 6 Lags thru beam



# How It All Fits Together

## / PERIMETER BEAM TO HOST STRUCTURE "FASCIA"



- 1 Louvers frame
- 2 Existing gutter
- 3 Roof structure
- 4 Fascia
- 5 Beam
- 6 Lags thru beam
- 7 Gutter
- 8 Beam Spacer:  
Beam from Louvers frame  
Gutter  
Beam



# How It All Fits Together

/ PERIMETER BEAM TO HOST STRUCTURE "ROOF"

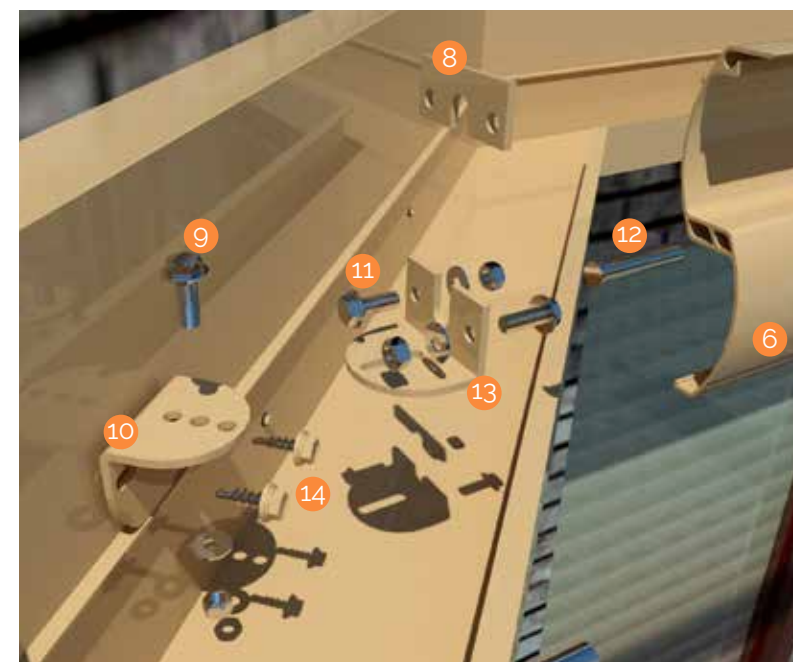

- 1 Roof Mount Bracket
- 2 Louvers frame
- 3 Roof structure
- 4 Axle bolt
- 5 Locking bolt



# How It All Fits Together

## / LOUVERS TO HOST STRUCTURE "ANGLE BEAM"

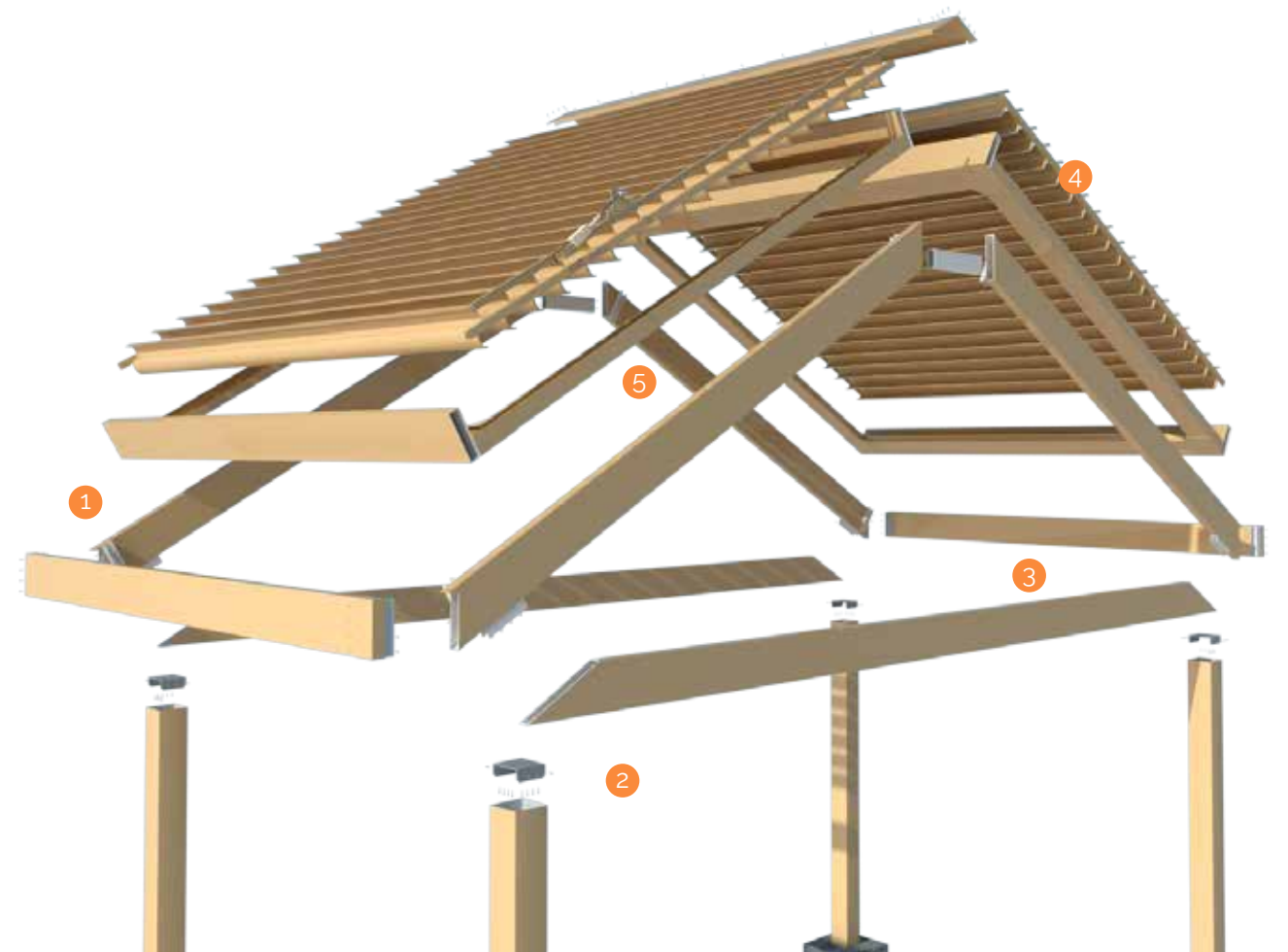
- 1 Angle Wall
- 2 Perimeter Beam
- 3 Angle Beam
- 4 Angle bracket
- 5 Angle Gutter
- 6 Louver
- 7 Pivot Bar CAP
- 8 Clamping plate
- 9 Axle bolt
- 10 Support
- 11 Locking bolt
- 12 Pivot pin
- 13 Swivel head
- 14 Tek Screws



# How It All Fits Together

/ GABLE SYSTEM /DISASSEMBLY/


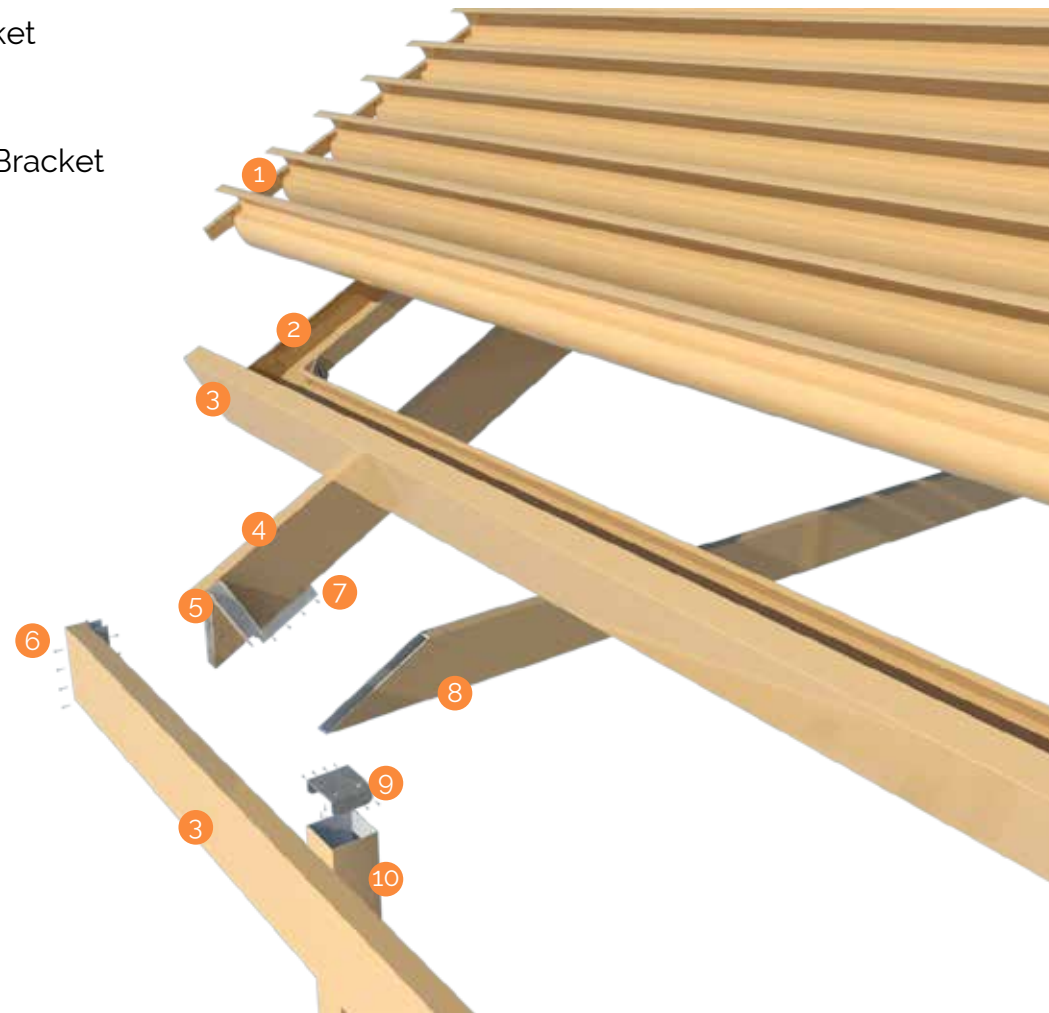
- 1 Corner assembly (Top).....76
- 2 Corner assembly (Outside).....78
- 3 Corner assembly (Inside).....78
- 4 Ridge connections (Outside).....80
- 5 Ridge connections (Inside).....80



# How It All Fits Together

/ GABLE SYSTEM / CORNER ASSEMBLY (TOP)


- 1 Louvers system
- 2 Gutters system
- 3 Perimeter Beam
- 4 Rafter
- 5 Beam to Beam Connector
- 6 Tek Screws
- 7 Collar tie bracket
- 8 Collar tie
- 9 Beam to Post Bracket
- 10 Post




# How It All Fits Together

/ GABLE SYSTEM /CORNER ASSEMBLY (OUTSIDE/INSIDE)


- 1 Louvers system
- 2 Gutters system
- 3 Rafter
- 4 Beam to Beam Connector
- 5 Collar tie bracket
- 6 Perimeter Beam
- 7 Post
- 8 Beam to Post Bracket
- 9 Collar tie



Outside



Outside



Inside

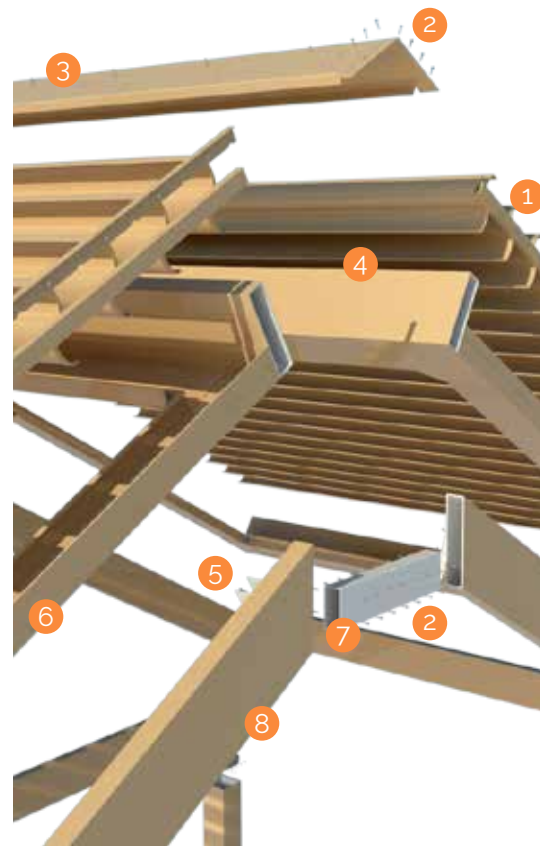


Inside


# How It All Fits Together

/ GABLE SYSTEM / RIDGE CONNECTIONS (OUTSIDE/INSIDE)


- 1 Louvers System
- 2 Tek Screws
- 3 Ridge Cap (not provided in kit)
- 4 Interior Beam
- 5 Beam to Beam Connector
- 6 Gutters System
- 7 Splice Tube
- 8 Rafter



Outside



Outside



Inside




Inside

# How It All Fits Together

## / SLIDE SYSTEM


- 1 Slide Track
- 2 Typical Beam Construction
- 3 Slide Frame (closed) including:
  - Beams frame (with CARTRIDGE INSERTS FOR BOTH DRIVEN AND NONE DRIVEN ROLLERS)
  - Gutters system
  - Louvers system
  - Cornice



# How It All Fits Together

## / SLIDE SYSTEM

- 1 Slide Track
- 2 Typical Beam Construction
- 3 Slide Frame (open)
- 4 Slide Frame (open) including:
  - Beams frame (with CARTRIDGE INSERTS FOR BOTH DRIVEN AND NONE DRIVEN ROLLERS)
  - Gutters system
  - Louvers system
  - Cornice



# How It All Fits Together

## / SLIDE SYSTEM

- 1 Slide Track
- 2 Typical Beam Construction
- 3 Slide Frame (closed) including:
  - Beams frame (with CARTRIDGE INSERTS FOR BOTH DRIVEN AND NONE DRIVEN ROLLERS)
  - Gutters system
  - Louvers system
  - Cornice
- 5 Slide Frame (open)
- 6 Slide Frame (open) including:
  - Beams frame (with CARTRIDGE INSERTS FOR BOTH DRIVEN AND NONE DRIVEN ROLLERS)
  - Gutters system
  - Louvers system
  - Cornice





For more information on Arcadia  
CAD Details, Arcadia 3 Part and 10  
Part Specs, or assistance with a  
design or quote, please email us at  
[Info@ArcadiaBP.com](mailto:Info@ArcadiaBP.com)



800.303.5248 / [INFO@ARCADIABP.COM](mailto:INFO@ARCADIABP.COM) / [ARCADIABP.COM](http://ARCADIABP.COM)